






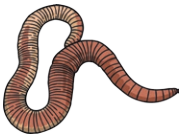







Animal Characteristics

Cut and stick the descriptions of characteristics with the correct group of animals.

Mammals		
Birds		
Fish		
Reptiles		
Amphibians		
Insects		
Arachnids		
Annelids		
Molluscs		
Crustaceans		
Echinoderms		



These animals have hard, scaly skin, and are cold blooded. They use lungs to breathe air and they lay their eggs on land.

Most of these cold blooded animals have a soft body covered by a hard shell. Some live on land, and move slowly on a flat sole called a foot. Others live in water and attach themselves to rocks or other surfaces.

These animals live on land or in water. They are cold blooded. They use gills to breathe when they are young, and use lungs to breathe when they are adults. They have moist, smooth skin and have 4 legs. They lay eggs in water.

These animals have 2 legs and a beak. They have feathers and wings. Some can fly, while others can't. They lay eggs on land. They are warm blooded.

Most of these animals have 4 pairs of legs. The front pair of legs may be used for holding their prey and feeding. They have a hard exoskeleton and jointed legs for walking. They do not have antennae. They are cold blooded.

These animals have an exoskeleton covering their body. Their body is made from 3 parts: the head, the thorax and the abdomen. They have a pair of antennae on their head. They are cold blooded.

These creatures have scaly skin and live in water. They use gills to breathe. They have fins. They lay their eggs in water, and they are cold blooded.

These are marine creatures, which means they live in the ocean. They have arms or spines that radiate from the centre of their body. The central body contains their organs and their mouth. They are cold blooded.

These creatures do not have any limbs. Their body is divided into segments. Some of them have bristles on their skin, while others have very small bristles and their skin seems smooth. They are cold blooded.








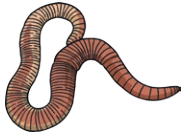



These creatures have hair or fur. They breathe air through lungs. They feed milk to their young. They are warm blooded.

These creatures have a hard external shell that protects their body. They have a head and abdomen. Many of these animals have claws that help them with crawling and eating. They are cold blooded.



Animal Characteristics **Answers**

Cut and stick the descriptions of characteristics with the correct group of animals.

Mammals		These creatures have hair or fur. They breathe air through lungs. They feed milk to their young. They are warm blooded.
Birds		These animals have 2 legs and a beak. They have feathers and wings. Some can fly, while others can't. They lay eggs on land. They are warm blooded.
Fish		These creatures have scaly skin and live in water. They use gills to breathe. They have fins. They lay their eggs in water, and they are cold blooded.
Reptiles		These animals have hard, scaly skin, and are cold blooded. They use lungs to breathe air and they lay their eggs on land.
Amphibians		These animals live on land or in water. They are cold blooded. They use gills to breathe when they are young, and use lungs to breathe when they are adults. They have moist, smooth skin and have 4 legs. They lay eggs in water.
Insects		These animals have an exoskeleton covering their body. Their body is made from 3 parts: the head, the thorax and the abdomen. They have a pair of antennae on their head. They are cold blooded.
Arachnids		Most of these animals have 4 pairs of legs. The front pair of legs may be used for holding their prey and feeding. They have a hard exoskeleton and jointed legs for walking. They do not have antennae. They are cold blooded.
Annelids		These creatures do not have any limbs. Their body is divided into segments. Some of them have bristles on their skin, while others have very small bristles and their skin seems smooth. They are cold blooded.
Molluscs		Most of these cold blooded animals have a soft body covered by a hard shell. Some live on land, and move slowly on a flat sole called a foot. Others live in water and attach themselves to rocks or other surfaces.
Crustaceans		These creatures have a hard external shell that protects their body. They have a head and abdomen. Many of these animals have claws that help them with crawling and eating. They are cold blooded.
Echinoderms		These are marine creatures, which means they live in the ocean. They have arms or spines that radiate from the centre of their body. The central body contains their organs and their mouth. They are cold blooded.



Animal Characteristics

Cut and stick the descriptions of characteristics with the correct group of animals. Add an example of each type of animal.

Mammals _____	
Birds _____	
Fish _____	
Reptiles _____	
Amphibians _____	
Insects _____	
Arachnids _____	
Annelids _____	
Molluscs _____	
Crustaceans _____	
Echinoderms _____	



These animals have hard, scaly skin, and are cold blooded. They use lungs to breathe air and they lay their eggs on land.

Most of these cold blooded animals have a soft body covered by a hard shell. Some live on land, and move slowly on a flat sole called a foot. Others live in water and attach themselves to rocks or other surfaces.

These animals live on land or in water. They are cold blooded. They use gills to breathe when they are young, and use lungs to breathe when they are adults. They have moist, smooth skin and have 4 legs. They lay eggs in water.

These animals have 2 legs and a beak. They have feathers and wings. Some can fly, while others can't. They lay eggs on land. They are warm blooded.

Most of these animals have 4 pairs of legs. The front pair of legs may be used for holding their prey and feeding. They have a hard exoskeleton and jointed legs for walking. They do not have antennae. They are cold blooded.

These animals have an exoskeleton covering their body. Their body is made from 3 parts: the head, the thorax and the abdomen. They have a pair of antennae on their head. They are cold blooded.

These creatures have scaly skin and live in water. They use gills to breathe. They have fins. They lay their eggs in water, and they are cold blooded.

These are marine creatures, which means they live in the ocean. They have arms or spines that radiate from the centre of their body. The central body contains their organs and their mouth. They are cold blooded.

These creatures do not have any limbs. Their body is divided into segments. Some of them have bristles on their skin, while others have very small bristles and their skin seems smooth. They are cold blooded.

These creatures have hair or fur. They breathe air through lungs. They feed milk to their young. They are warm blooded.

These creatures have a hard external shell that protects their body. They have a head and abdomen. Many of these animals have claws that help them with crawling and eating. They are cold blooded.



Animal Characteristics **Answers**

Cut and stick the descriptions of characteristics with the correct group of animals. Add an example of each type of animal.

Mammals e.g. Rabbit _____	These creatures have hair or fur. They breathe air through lungs. They feed milk to their young. They are warm blooded.
Birds e.g. Jackdaw _____	These animals have 2 legs and a beak. They have feathers and wings. Some can fly, while others can't. They lay eggs on land. They are warm blooded.
Fish e.g. Clown Fish _____	These creatures have scaly skin and live in water. They use gills to breathe. They have fins. They lay their eggs in water, and they are cold blooded.
Reptiles e.g. Lizard _____	These animals have hard, scaly skin, and are cold blooded. They use lungs to breathe air and they lay their eggs on land.
Amphibians e.g. Frog _____	These animals live on land or in water. They are cold blooded. They use gills to breathe when they are young, and use lungs to breathe when they are adults. They have moist, smooth skin and have 4 legs. They lay eggs in water.
Insects e.g. Lady Bird _____	These animals have an exoskeleton covering their body. Their body is made from 3 parts: the head, the thorax and the abdomen. They have a pair of antennae on their head. They are cold blooded.
Arachnids e.g. Tarantula _____	Most of these animals have 4 pairs of legs. The front pair of legs may be used for holding their prey and feeding. They have a hard exoskeleton and jointed legs for walking. They do not have antennae. They are cold blooded.
Annelids e.g. Worm _____	These creatures do not have any limbs. Their body is divided into segments. Some of them have bristles on their skin, while others have very small bristles and their skin seems smooth. They are cold blooded.
Molluscs e.g. Snail _____	Most of these cold blooded animals have a soft body covered by a hard shell. Some live on land, and move slowly on a flat sole called a foot. Others live in water and attach themselves to rocks or other surfaces.
Crustaceans e.g. Crab _____	These creatures have a hard external shell that protects their body. They have a head and abdomen. Many of these animals have claws that help them with crawling and eating. They are cold blooded.
Echinoderms e.g. Starfish _____	These are marine creatures, which means they live in the ocean. They have arms or spines that radiate from the centre of their body. The central body contains their organs and their mouth. They are cold blooded.



Curious Creatures

Name of animal _____

Diagram of animal

Distribution (countries it lives in): _____

Habitat: _____

Cold or warm blooded: _____

Appearance (including its skin, body parts and skeleton) _____

Reproduction: _____

Respiration (breathing) _____

This space is for your partner: Can you classify this new creature based on its characteristics? Give reasons for your classification.



Curious Creatures

Name of animal _____

Diagram of animal

Distribution (countries it lives in): _____

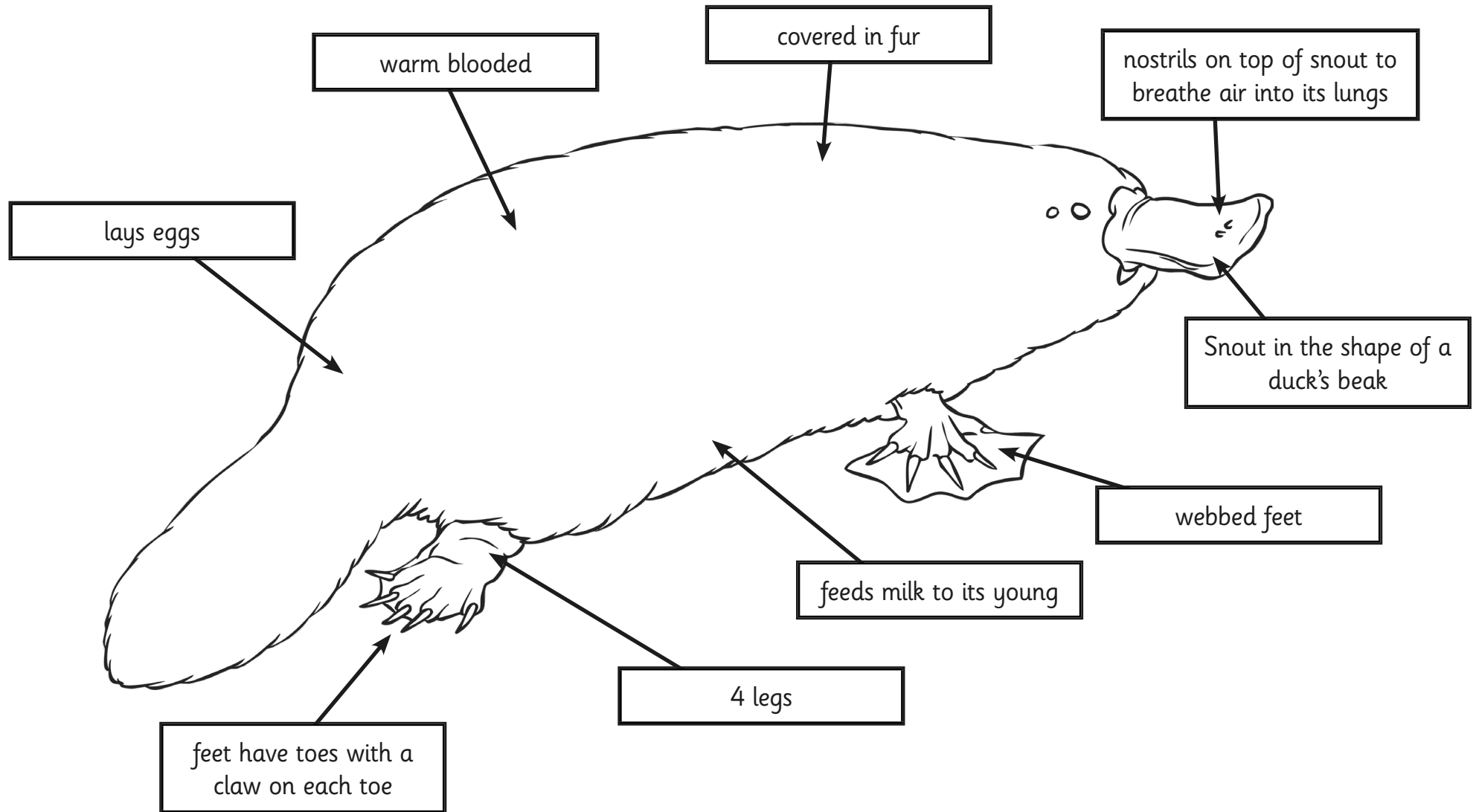
Habitat: _____

Appearance: _____

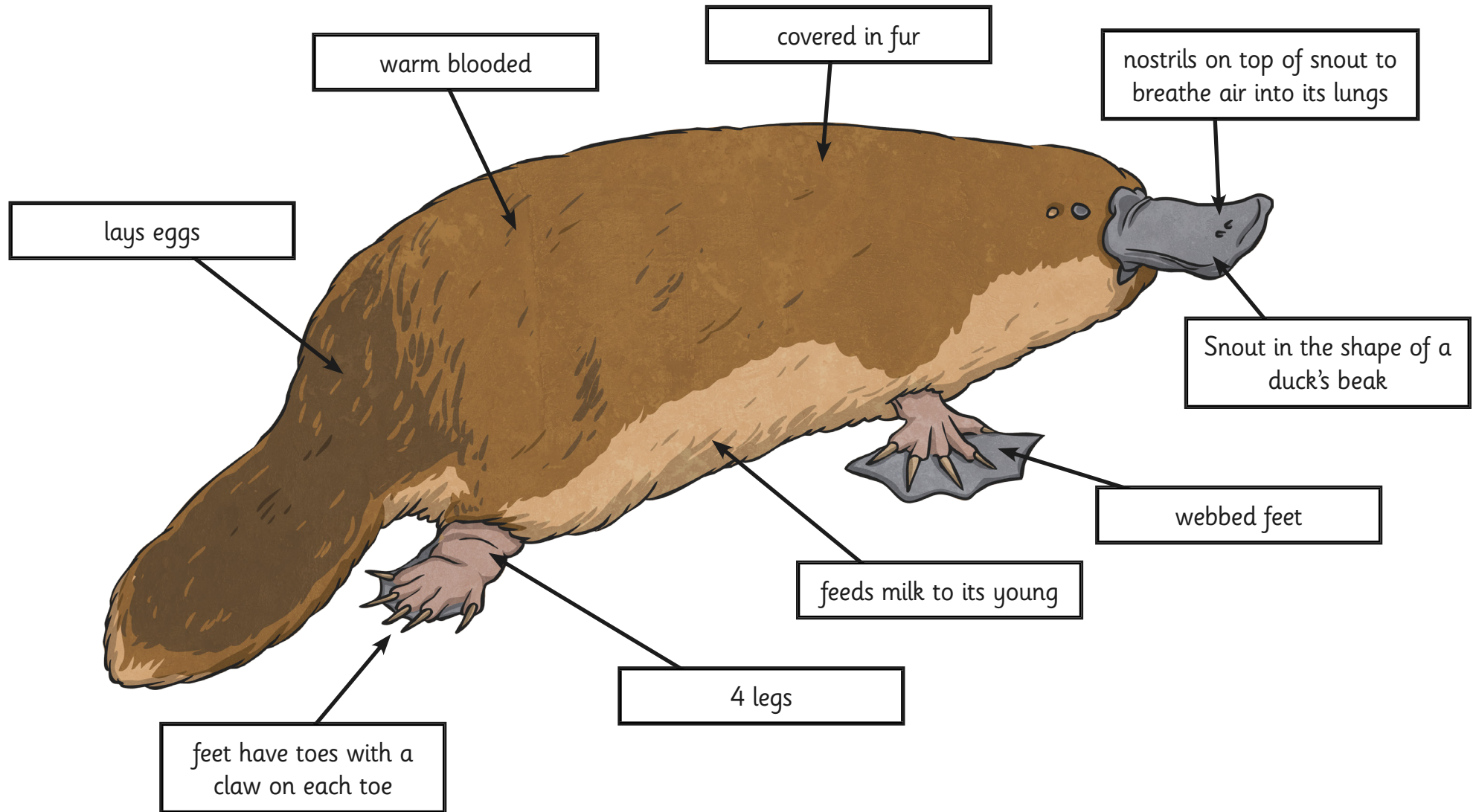
Behaviour: _____

This space is for your partner: Can you classify this new creature based on its characteristics? Give reasons for your classification.

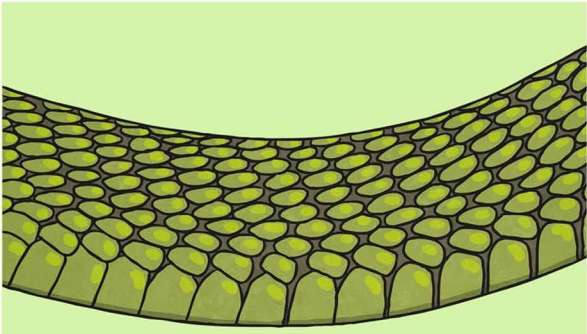
Platypus Diagram



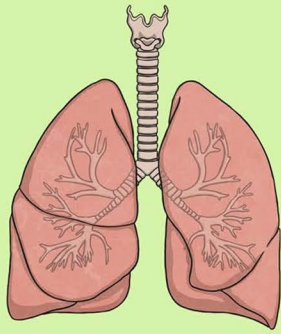
Platypus Diagram



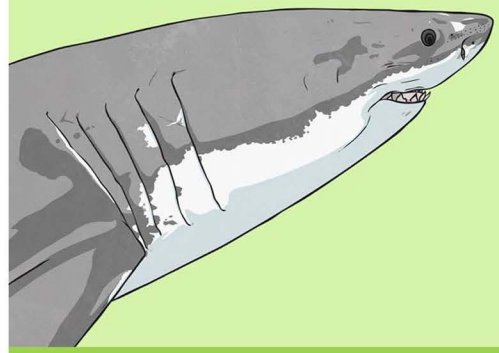
Animal Characteristics



scales



lungs



gills



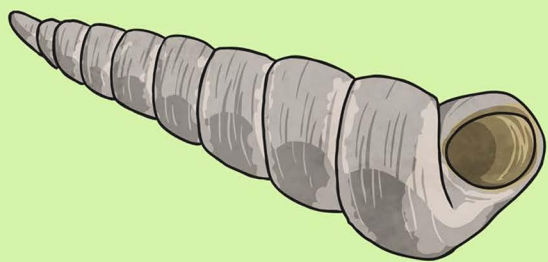
feathers



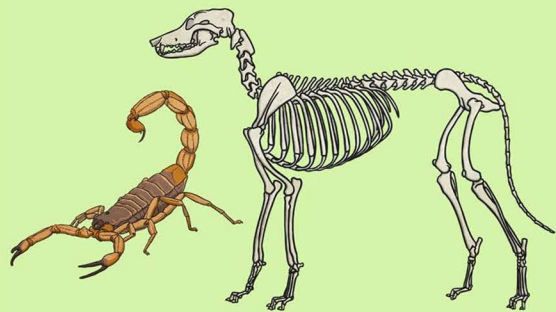
wings



fur



shell



skeleton



antennae



smooth

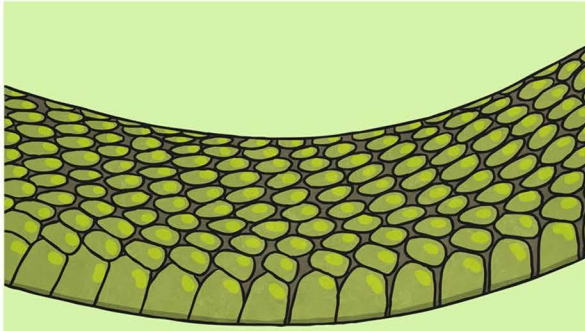


milk

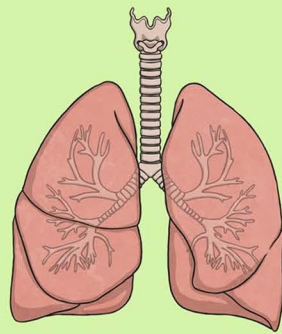


eggs


Animal Characteristics



scales



lungs



gills



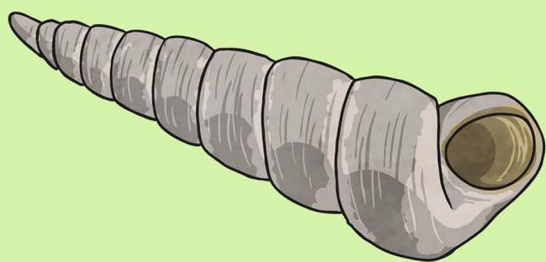
feathers



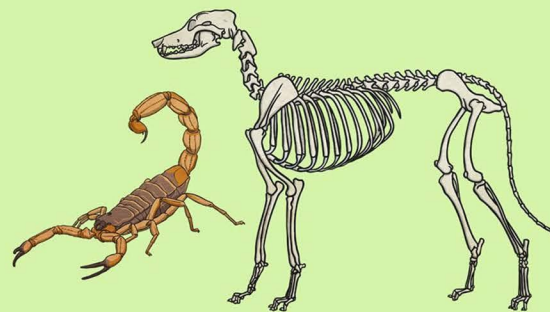
wings



fur



shell



skeleton



antennae



smooth

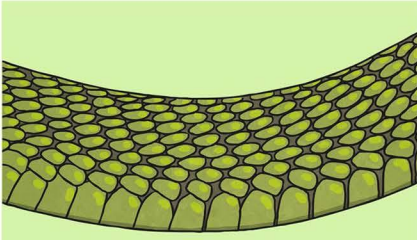


milk

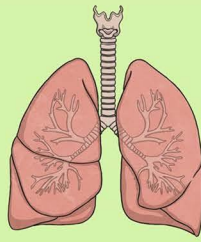


eggs

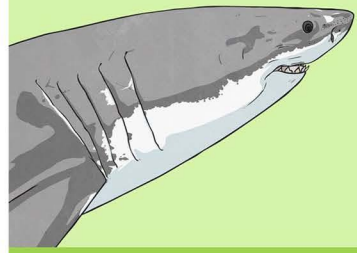
Animal Characteristics




scales



lungs



gills



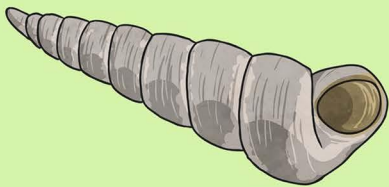
feathers



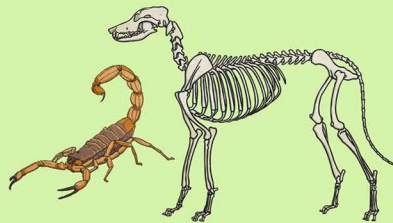
wings



fur



shell



skeleton



antennae



smooth

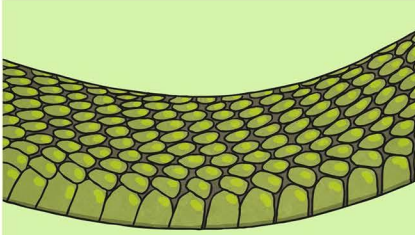


milk

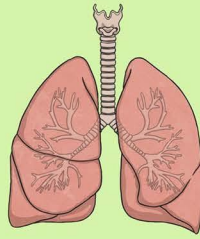


eggs

Animal Characteristics



scales



lungs



gills



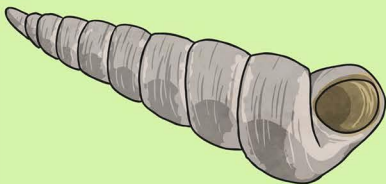
feathers



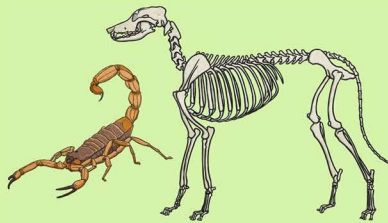
wings



fur



shell



skeleton



antennae



smooth



milk




















eggs

Living Things and Their Habitats: Curious Creatures

<p>Aim: To describe how living things are classified into broad groups according to common observable characteristics and based on similarities and differences, including microorganisms, plants and animals by identifying the characteristics of mammals, birds, insects, reptiles, amphibians, fish, arachnids, annelids, crustaceans, echinoderms and molluscs.</p>	<p>Success Criteria: I can identify different types of animals. I can match the types of animals to their characteristics. I can design a creature that has a set of characteristics of one type of animal. I can classify creatures based on their characteristics.</p>	<p>Resources: Lesson Pack</p>
<p>I can identify the characteristics of different types of animals.</p> <p>To give reasons for classifying plants and animals based on specific characteristics by exploring unusual creatures and designing their own curious creature.</p> <p>I can classify a creature based on its characteristics.</p>	<p>Key/New Words: Carl Linnaeus, Linnaean, classification, standard, domain, kingdom, phylum, class, order, family, genus, species.</p>	<p>Preparation: Characteristics Activity Sheet - per child Platypus Diagram - per pair Curious Creatures Activity Sheet - 1 per child Animal Characteristics Word Grid - as required</p>

Prior Learning: It will be helpful if the children have learnt about different groups of vertebrates and invertebrates in Year 4.

Learning Sequence

	<p>Groups of Animals: Children recall their learning from the Y4 Living Things and Their Habitats unit by discussing the difference between vertebrates and invertebrates. Explain the difference using the Lesson Presentation, and the fact that these two groups can be split into smaller groups. Children discuss the groups of vertebrates that they can recall. Share the examples of animals for each group shown on the Lesson Presentation. Children discuss their own examples of animals for each group. <i>Look for children who can identify and give examples of the different groups of animals.</i></p>	
	<p>Identifying Characteristics: Children match the characteristics with the correct groups of animals on the differentiated Characteristics Activity Sheet. <i>Can children match the characteristics with the correct animal class?</i></p> <p>  Use the images of example animals as prompts.  Identify an example animal for each group. </p>	
	<p>Curious Creatures: Describe the discovery of the platypus using the information on the Lesson Presentation. Children use the Platypus Diagram to discuss its characteristics and the groups of animals that these characteristics are usually associated with. Children should use their completed Characteristics Activity Sheet to help them.</p>	
	<p>Classifying Curious Creatures: Point out the defining characteristics of the platypus using the diagram on the Lesson Presentation. Explain why the platypus is classified as a mammal and not a reptile or bird.</p>	
	<p>Curious Creatures Activity: Children design a new creature and accompanying fact file using the differentiated Curious Creatures Activity Sheet. Ensure that children understand that their creature should exhibit characteristics of a particular group of animals, so that their partner can classify it correctly later. <i>Look for children who can design a creature that displays the characteristics of a particular class of animals.</i></p> <p>  Use the prompts when completing the fact file. Use the Animal Characteristics Word Grid to scaffold their writing.  Use the prompts when completing the fact file.  Complete the fact file without prompts. </p>	
	<p>Share and Classify: Children swap activity sheets and try to classify their partner's new animal, completing the space provided on the Curious Creatures Activity Sheet. Children should use their completed Characteristics Activity Sheet to help them. <i>Can children classify the new animal based on its characteristics?</i></p>	

Taskit

Writeit: Use [these page borders](#) to write about the characteristics of an animal class.

Makeit: Make an animal class characteristics game! Cut out 16 playing cards. Write the characteristics of groups of animals on 8 of them, and the corresponding animal classes on the other 8. Turn the cards over. Children pick a characteristic card and class card. If they match, they keep the pair. The child with most pairs at the end is the winner.


Playit: Children play this game in pairs. One partner describes the characteristics of a group of animals, while the other guesses which class they are describing. Swap over so both partners get a turn.



Science

Living Things and Their Habitats

Curious Creatures



Aim

- I can identify the characteristics of different types of animals.
- I can classify a creature based on its characteristics.

Success Criteria

- I can identify different types of animals.
- I can match the types of animals to their characteristics.
- I can design a creature that has a set of characteristics of one type of animal.
- I can classify creatures based on their characteristics.

Groups of Animals



In Year 4 you learnt about different types of animals. These animals can be classified into two groups, vertebrates and invertebrates.


Talk to your partner about the difference between the two groups.

Could you remember the difference? Vertebrates have a backbone, and invertebrates don't have a backbone.

The two groups can be split into further, smaller groups. Groups of invertebrates include insects, arachnids, annelids, molluscs, crustaceans and echinoderms.

What groups can vertebrates be sorted into? Talk to your partner about your ideas.


How many did you think of? Vertebrates can be sorted into mammals, birds, fish, reptiles and amphibians.




Groups of Animals



There are lots of different groups of animals! Can you think of an example animal for each group? Think about what you learnt in Year 4. Use the pictures to help you.



mammals



arachnids




fish




insects



molluscs



amphibians




echinoderms



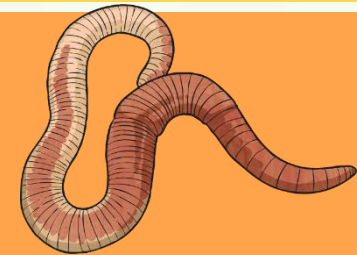
birds



crustaceans




reptiles



annelids

Identifying Characteristics














Each group of animals is defined by a set of characteristics. The animals in a particular group share similar characteristics, and are different to the animals in other groups. Can you recall any of the characteristics of each group of animals?

Cut out the statements on the Characteristics Activity Sheet and stick them on the table, on the sheet, to show the characteristics of each group of animals.

★

Animal Characteristics

Cut and stick the descriptions of characteristics with the correct group of animals. Add an example of each type of animal.

Mammals		
Birds		
Fish		
Reptiles		
Amphibians		
Insects		
Arachnids		
Annelids		
Molluscs		
Crustaceans		
Echinoderms		

...gs to breathe

...shell. Some water and

...gills to adults. They

...ome can fly,

...e used for all legs for

...ade from 3 nose on their



...he. They

...ve arms or pins their

...nts. Some of their skin

...red milk to

...have a with crawling

Science | Year 6 | Living Things and Their Habitats | Curious Creatures | Lesson 3

Curious Creatures





When a new species of animal is discovered, taxonomists observe its characteristics to decide how to classify it. However, some animals are so unusual that taxonomists struggle to classify them.

The platypus was discovered in 1797, and scientists around the world joined the attempt to classify this unusual animal. It seemed to have characteristics from several different types of animals!

Look at the Platypus Diagram and its characteristics and talk to your partner about which groups of animals this curious creature could fit into.

Use your completed Characteristics Activity Sheet to help you.





Click me to hide!

Curious Creatures Activity




Imagine you have discovered a new creature. You will draw a picture of your animal and create a fact file detailing its characteristics.


Before you design it, think about what group of animals it will belong to. Make sure you include the characteristics of that group.

Once you have designed your animal and completed its fact file, you will swap with a partner who will classify your animal. This means it needs to be clear which group of animals it is part of, so that your partner is able to classify it correctly.

For example, you may want to design a new species of arachnid. It should have 4 pairs of jointed legs and be cold blooded. Its front pair of legs may be used to hold its prey. It should not have antennae. Your new animal could then be any shape, size or colour as long as it displays these characteristics.



Curious Creatures Activity





Use the Curious Creatures Activity Sheet to design your animal and complete its fact file.

Curious Creatures


Name of animal _____

Diagram of animal	Distribution (countries it lives in): _____ Habitat: _____ Cold or warm blooded: _____ Appearance (including its skin, body parts and skeleton) _____ _____ _____ Reproduction: _____ _____ Respiration (breathing) _____ _____
-------------------	--

This space is for your partner: Can you classify this new creature based on its characteristics? Give reasons for your classification.



Share and Classify



Now that you have designed your new animal, swap your activity sheet with a partner.

Look at their animal's characteristics, such as whether it is warm or cold blooded, how many legs it has, how it breathes and how it reproduces.

Use your Characteristics Activity Sheet to help you classify your partner's animal and complete your classification in the space provided on your partner's Curious Creatures Activity Sheet.

Did you classify their curious creature accurately?



Aim



- I can identify the characteristics of different types of animals.
- I can classify a creature based on its characteristics.

Success Criteria

- I can identify different types of animals.
- I can match the types of animals to their characteristics.
- I can design a creature that has a set of characteristics of one type of animal.
- I can classify creatures based on their characteristics.



Living Things and Their Habitats | Curious Creatures

I can identify the characteristics of different types of animals.		
I can identify different types of animals.		
I can match the types of animals to their characteristics.		
I can classify a creature based on its characteristics.		
I can design a creature that has a set of characteristics of one type of animal.		
I can classify creatures based on their characteristics.		

Living Things and Their Habitats | Curious Creatures

I can identify the characteristics of different types of animals.		
I can identify different types of animals.		
I can match the types of animals to their characteristics.		
I can classify a creature based on its characteristics.		
I can design a creature that has a set of characteristics of one type of animal.		
I can classify creatures based on their characteristics.		

Living Things and Their Habitats | Curious Creatures

I can identify the characteristics of different types of animals.		
I can identify different types of animals.		
I can match the types of animals to their characteristics.		
I can classify a creature based on its characteristics.		
I can design a creature that has a set of characteristics of one type of animal.		
I can classify creatures based on their characteristics.		

Living Things and Their Habitats | Curious Creatures

I can identify the characteristics of different types of animals.		
I can identify different types of animals.		
I can match the types of animals to their characteristics.		
I can classify a creature based on its characteristics.		
I can design a creature that has a set of characteristics of one type of animal.		
I can classify creatures based on their characteristics.		

Living Things and Their Habitats | Curious Creatures

I can identify the characteristics of different types of animals.		
I can identify different types of animals.		
I can match the types of animals to their characteristics.		
I can classify a creature based on its characteristics.		
I can design a creature that has a set of characteristics of one type of animal.		
I can classify creatures based on their characteristics.		

Living Things and Their Habitats | Curious Creatures

I can identify the characteristics of different types of animals.		
I can identify different types of animals.		
I can match the types of animals to their characteristics.		
I can classify a creature based on its characteristics.		
I can design a creature that has a set of characteristics of one type of animal.		
I can classify creatures based on their characteristics.		

Living Things and Their Habitats | Curious Creatures

I can identify the characteristics of different types of animals.		
I can identify different types of animals.		
I can match the types of animals to their characteristics.		
I can classify a creature based on its characteristics.		
I can design a creature that has a set of characteristics of one type of animal.		
I can classify creatures based on their characteristics.		

Living Things and Their Habitats | Curious Creatures

I can identify the characteristics of different types of animals.		
I can identify different types of animals.		
I can match the types of animals to their characteristics.		
I can classify a creature based on its characteristics.		
I can design a creature that has a set of characteristics of one type of animal.		
I can classify creatures based on their characteristics.		